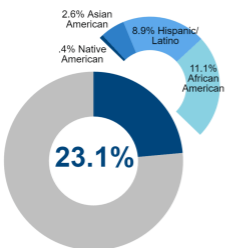
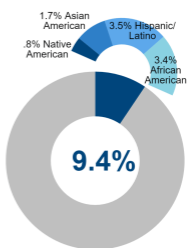


Journalists of Color in TV & Radio Newsrooms 2016



of TV newsroom staff are people of color

+9% vs 2015



of radio newsroom staff are people of color

-4% vs 2015

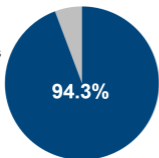


[Per **100** people in the U.S. there are about **38** people of color]



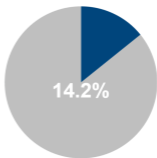
{ Per **100** TV news staff there are about **23** people of color }

{ Per **100** radio news staff there are about **9** people of color }



of TV newsrooms have at least 1 staff person of color

+3.8%
vs 2015



of radio newsrooms have at least 1 staff person of color

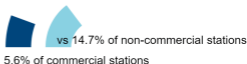
-4.8%
vs 2015

Women of Color

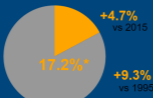
47% of journalists of color are women

[**5.4%** higher than]

the **41.6%** of white journalists who are women



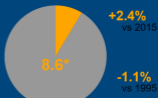
News Directors of color



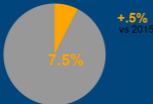
* 13.9% when Hispanic/Spanish language stations are excluded

- Lowest in smallest markets, newsrooms with the largest staffs, and the Midwest

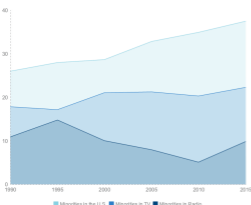
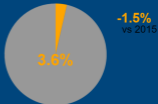
General Managers of color



* 5.6% when Hispanic/Spanish language stations are excluded



- Lowest in biggest markets, newsrooms with smaller staffs, and commercial stations



Since **1995** the proportion of minorities in the U.S. has risen **9.8%**

The percentage of TV news staff of color is up **6%** overall & up **9.3%** for News Directors

Diversity is **-5.3%** down for radio news staff & **-1.1%** for radio News Directors



For complete newsroom survey data & methodology visit www.rtdna.org